

# FORGED HEAD SERIES CASTORS

UP TO 1500KG / CASTOR











Applications including transport and logistics, heavy machinery, warehousing equipment and mobile platforms rely on the extreme shock loading, robust durable kingpin and drop forged steel baseplate of Richmond's Forged Head Series for loads up to 1500kg.

Truly a great all round castor for those heavy duty applications requiring a towable option, zinc plated for corrosion resistance and the ability to withstand daily abuse that will not compromise performance.



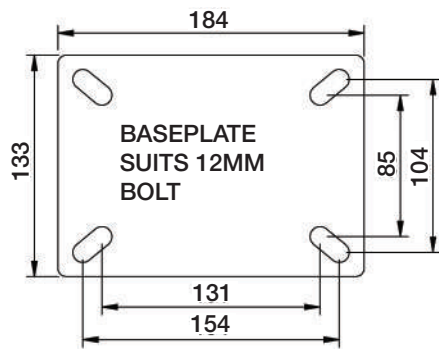
S8002B

## SPECIFICATIONS & FITTINGS

 Diameter (mm)	 Width (mm)	 Wheel Type	 Wheel Code	 Bearing Type	 Load Capacity	 Height (mm)	 Swivel Radius	 Rigid Code	 Swivel Code
200	75	Poly	PU824	Ball	1500/1200	268	156	R8003	S8002
200	75	SG Iron	SG822	Ball	1500/1200	268	156	R8001	S8000
250	75	Poly	PU1030	Ball	1500/1200	317	194	R1035	S1034
250	75	SG Iron	SG1027	Ball	1500/1200	317	194	R1033	S1032
250	75	Solid PN	SN1005	Ball	260/200	317	194	R1045	S1044
300	75	Poly	PU1217	Ball	1500/1200	370	234	R1235	S1234
300	75	Solid PN	SN1295	Ball	540-400	370	234	R1245	S1244

To order castor with Brake B or Directional Lock D add B or D to the end of the Swivel Code e.g. S8002B indicates a swivel brake castor. To order castor with Directional Lock add D to the end of Swivel Code e.g. S8002D indicates a brake castor.  denotes towable castors.

### BASEPLATE DIMENSIONS & DRILLING PATTERNS FOR FORGED HEAD SERIES CASTORS



S1034

R1033